

August 2021

2021 Quilt Show Special Edition Newsletter



BLOCK PARTY QUILTERS

2021 Hindsight

QUILT SHOW

Friday & Saturday 10-5
Sunday 10-4
Admission \$8
(cash/checks only)
All Veterans FREE
Merchant Mall
Boutique
Door Prizes

Issaquah Community Center
301 Rainier BLVD. S
Issaquah, WA 98027

November
12-14, 2021

Featured Artist:
Eileen Zube

Please visit
blockpartyquilters.org
for more information.



Table of Contents

♦ Overview	3
♦ 2021 Featured Artist	4
♦ What's New in 2021?	5
♦ Publicity	6
♦ Expectations for BPQ Members	7
♦ 2021 Challenge "2020 Vision"	8
♦ Volunteers	9 - 10
♦ Demonstrations	11
♦ Tea Room	12 - 13
♦ Boutique	14 - 15
♦ Charity	16
♦ Entering Quilts	17 - 20
♦ Story Sheets	21
♦ Category Descriptions	22
♦ Drop off / Pick up Locations	23 - 25
♦ Quilt Sleeves	26
♦ Vendors	27 - 28
♦ Banquet	29
♦ Ribbons	30
♦ Committee	31

Dates to Remember

Critical Event	Start	End
Enter quilts online	NOW!	Oct 1
Drop off quilts	Oct 25	Nov 8
Last Day to Withdraw Entry		Oct 23
Set Up Day	Nov 11	
BPQ Quilt Show	Nov 12	Nov 14
Celebration Banquet	Dec 2	

Overview

A Word From Your Quilt Show Co-Chairs Barb Mayfield and Heather Pacheco

Welcome to the Special Edition Quilt Show Newsletter. This newsletter is packed with information you need for the upcoming Quilt Show. We are excited to have the 2021 Quilt Show and so are our vendors. Please note that having the Quilt Show is dependent on the State, County, and Issaquah Community Center guidelines. Right now we are very hopeful but we know things could change between now and November. We will try to keep everyone apprised of any changes we run into.

While we know that many quilters were happily quilting away in their studios and have lots of quilts to show at the Quilt Show, we still have the same amount of space to show quilts. So we are limiting the number of judged entries per member to 3 plus challenge and miniature.

Have you never entered a quilt in the Quilt Show before? We would love to have you enter your quilt. Our attendees have a variety of abilities, preferences, etc and we want everyone to see a quilt that they can think "I can do that!" So, please enter your quilt(s)!

Have you been cleaning up and decluttering your studio/sewing space and have a nice pile of things for the Boutique? We are looking for someone to step up and work with Jan Shovlin and Kathy Pierce this year to learn all about the Boutique so you can take on chairing it in 2022. This is your chance to learn from the experts.

We are looking forward to seeing you and your quilts at the Quilt Show!

Barb Mayfield and Heather Pacheco

2021 Quilt Show Co Chairs

Featured Artist Statement

Eileen Zube

I think quilting has been in my blood since infancy. I know creativity has been with me all the time I was growing up. I had amazing role models in my Grandmother and Mom who both were intensely creative in numerous ways. I have dabbled in many forms of quilting and I find that my favorite



is applique. I am interested in all types of applique from needle turn to back basting to freezer turn to raw edge. My excitement for new projects is palpable. I always have dozens of new projects waiting in the wings in great anticipation. There just are not enough hours in every day, but I manage. I was able to finish 24 complex quilts during the current pandemic and hope to finish many more in the months to come. I am always open to growth and learning. And it's fun to always try new endeavors. Quilting is my passion, and I am happy to share that passion with you.

What's New in 2021?

Category Changes: “Novice Quilters” continues to be a NON-JUDGED category with the updated description of being intended for a first time quilt entry to ANY quilt show. The “Miniature” category description was clarified. The Quilt Show committee discussed adding a Workshop category, but since the class offerings over the past two years have been quite diverse, it was decided that those quilts should be entered into their respective categories (i.e. pieced, art, wholecloth, etc.).

Number of Quilts: While we have all had two years to create quilts for the 2021 Quilt Show, we still have the same space for displaying quilts. Members are limited to entering 3 quilts for judging plus the challenge and miniatures. Members may enter as many quilts in Exhibit Only as desired with the understanding that we will pull quilts from Exhibit Only if needed for space.

Tea Room: State or Local health requirements may mean that the Tea Room might require items to be individually packaged. Please keep an eye out for announcements regarding changing requirements. **For now, to be on the safe side, please plan to bring commercial prepackaged (single serving size) goodies. If we find later that we do not need to be this cautious, we will update. Thank you for helping make all of the Tea Room visitors comfortable!**

Help Spread the Word!

It's been a very unusual year to say the least and publicity needs your help even more this year to get the word out.

Our quilt show is a great event for our guild. It feels wonderful when family, friends and visitors comment on how terrific our quilt show is. I have heard great remarks from many people around the state as I visited shops. "That is a great show and worth the trip."

But **now** we have to let them know the show is on and to encourage them to come!!!

There are lots of ways you can help generate interest and encourage people to come.

- Pick up some posters and put them up at work, in your local library and Community Center. Get them up at your children's school, their events... anywhere that people interested in quilting might see them. Are you visiting friends and relatives at independent and assisted living? Stop by the activity director and give publicity and encourage them to help residents attend.
- Bring posters and bookmarks to every quilt shop you visit to replenish and restock. Earlier this year many shops were sent information and requested to post it. Now is the time to put a customer face to the show to remind them and encourage them to talk about it with others.
- Announce it at other guilds and groups in which you are a member. Emails with information were sent out as a "save the date" but now is the time to keep reminding them to come.
- Invite friends and family to come see the quilts you have entered.
- Share our Facebook page with the publicity for the show.

Posters, cards and bookmarks are available at APQS Northwest. Stop by and pick some up to put up and hand out.

A great show is good when its members attend, a great show is great when it brings the community together.

Thank you so much in advance for helping to get the word out.

Cindy Todd and Lauren Calaby , Publicity

Expectations for BPQ Members

1. **Volunteer** at least 2 shifts for the quilt show (don't forget about Set-Up on Thursday and the Banquet in December). **If you are selling any items in the Boutique**, you will also be required to volunteer for a shift with Boutique IN ADDITION to your other 2 mandatory shifts during the quilt show.

2. **Provide snacks and treats for the Tea Room.** The Tea Room is a wonderful place for weary show goers and volunteers to pull up a chair, rest, and enjoy a delicious treat. Guild members are asked to bring in tasty goodies to the Tea Room starting on Set Up Day Thursday. We ask all edible contributions are delivered no later than the end of Saturday during the show.

3. **Help us spread the word.** You've now put in all this work to put on a great show, let's gather folks to come see it! Please help post bookmarks, fliers, and posters around the town. Bring a stack with you to the local quilt shop and be sure they are fully stocked up. Staple a poster to the wall at Starbucks or near the office watercooler. The more people who know the better! Help share the show online through our Facebook page or by email. An online quilt show flier is available at blockpartyquilters.org. For additional physical copies of posters, bookmarks, or half sheet fliers please stop by APQS Northwest and ask Barb.



2021 Quilt Show Challenge

2020 Vision

Create a quilt that demonstrates your 20/20 vision. Maybe your Magnificent Magnification fits within this new challenge!?! Have fun, see clearly, and create something you are really proud of.

Requirements :

Minimum 20"x 20" or 80" perimeter / Maximum 40" x 40" or 160" perimeter.

Any shape permitted. Only one challenge entry per member, please.

All quilts must have hanging sleeves! 4" long, width of quilt minus 1" on each side. Placed 1" down from top.

How to Enter:

(Same as all other quilts entered in show)

- 1) Fill out a Quilt Show entry form online at blockpartyquilters.org
- 2) Select the Challenge category during online entry and submit
- 3) Tell the story of how your quilt demonstrates your 20/20 vision
- 4) Deliver to designated quilt drop off point

Ruth Nevin

Challenge Chair

Volunteers

Time for the most beautiful volunteer job in the universe! This is our quilt show, and it is a real team project. It's like a quilting bee where everyone does their part and the result is a wonderful work of art!

All Block Party Members are expected to sign up to volunteer for at least 2 shifts during the quilt show. We need you. All of you. Also appreciated are all the dedicated spouses and teens that help, especially during setup and takedown. Be sure to sign up early to get your favorite shifts. Coordinate times with friends to make the work fly by! Don't think there is anything you can do? There are numerous options for all ranges of abilities. During the show be sure to check in and out for your shift in the main lobby behind the entrance table.

Volunteers are needed in a variety of ways:

- Set up on Thursday, Nov 11th. It takes most of Thursday to set up our beautiful show.
- During the quilt show, Nov 12th, 13th, & 14th (ticket takers, greeters, white glove hostesses, security, tea room, demos, etc.)
- Take down after the show on Sunday, Nov 14th. Many are needed to make the work go FAST!
- For the Awards Banquet, Dec 2nd. If you are out of town for the quilt show, we ask that you help instead at the Awards Banquet and Potluck. This is the special evening when ribbons are awarded.

As we are not having our regular BPQ monthly meetings in person, Volunteer Sign-up will be done via email through Signup-Genius. You will receive a signup email invitation from Dawn Thompson, our Quilt Show Volunteer Chair, from info@signupgenius.com.

Sign up early and often! Your best choices for volunteer jobs and times will be available only at the beginning of sign up! And while we need everyone to give 2 shifts, you are certainly welcome to give more! If you have trouble signing up or do not have access to a computer, please call Dawn Thompson at 425-207-8054.

Volunteer duty descriptions below

Dawn Thompson

Quilt Show Volunteers Chair

Volunteer Duty Descriptions

Set-up / take-down: Load supplies from the storage unit to the truck, move boxes to their respective areas at the show, decorate tables, hang quilts, etc. Most of the physical labor is taken care of. We have hired a separate company to assemble the polls quilts will hang from. Take down is similar, but in reverse.

Admissions/Entry: Greet attendees, collect entrance fee, hand out programs and ballots, answer guest questions, direct guests to Membership table, etc.

Membership Table: Greet guests at the membership information table, answer questions about our guild, promote attendees to join BPQ, accept sign-up forms for new members, encourage folks to attend our January Guild meeting, and distribute door prize tickets.

Tea room: Keep the snack table well stocked, make coffee and lemonade, keep the room tidy, accept donations for tea room goodies. The last shift of the day does a final clean up and puts away all supplies.

White Glove and Roving Helpers: Peruse the show floor, ensure quilts are being handled properly (i.e only with the provided gloves), answer questions about the show, monitor featured artist area, encourage attendees to complete their ballot, and relieve vendors and Featured Artist for breaks as needed.

Mezzanine Security: Monitor exit doors to ensure quilts, etc. don't "walk away". This role is predominantly sedentary. You are welcome to bring a hand project to work on during your shift. This also entertains our attendees.

Till Count: Help the treasurer count money collected from each station and prepare bank deposit.

Boutique: If you are selling things in the Boutique you need to sign up to help either with set-up or cashiering at the Boutique Booth. **This is at least one Boutique shift, in addition to the 2 shifts for the quilt show.** Please contact **BOUTIQUE CHAIR** to sign up for shifts.

Demonstrations: Teach attendees a new technique during the show. Answer questions one on one or in small groups as guests approach your table.

Vendor Lunches: Collect orders from vendors, place order, pickup order. Collect money from vendors when distributing lunches.

Demonstrations

Similar to our Quilt Camp table at Guild meetings, we aim to stand by our BPQ mission statement of promoting quilting through education by providing learning opportunities during the show. Two demonstration tables will be running throughout the show (one upstairs and one downstairs). Table and chairs are provided. Electricity is available. Please bring a long cord. Each demonstration shift is 2 hours:

Friday 10-12, 12-2, 2-4

Sat 10-12, 12-2, 2-4

Sunday 10-12, 12-2, 2-4

Demonstrations give QS attendees a chance to learn something new and fun (and count towards a guild member's 2 mandatory volunteer shifts).

If you have done a previous Quilt Show or Quilt Camp demonstration, please consider an encore presentation as the audience is ever changing. Some ideas include:

Binding of all sorts

Burrito Pillowcases

Free-motion Quilting

Postcards

Corded Bowls

Fabric Painting with Stamps

Slice & insert Techniques

Silk Painting

Paper Piecing

Hexagons and English Paper Piecing

Working with Wool

Making and attaching Quilt sleeves

Embroidery

Couching

We need 18 demonstrators. Please contact Lauri Salyer to signup to do a demonstration.

Laurie Salyer,

Demonstrations Chair

425 255 7248 or 206 396 0634

lasalyer@comcast.net

Tea Room



Join Us in the Tea Room Where the Kettle is HOT

As we all put the finishing touches on our quilts and prepare to enjoy our quilt show, let us also look forward to the Tea Room. We are counting on all of you to remember to bring your favorite tasty treats so our Tea Room will be as well supplied as always.

Our Tea Room is a lovely place to rest for a few minutes and enjoy a cup of tea or coffee (or apple cider), have a bite to eat and admire all the amazing quilts on display. While offering our hospitality to our guests the donations we collect in return have made the Tea Room an important revenue stream for our guild.

We are hoping you can contribute sweet or savory bite size, finger friendly foods. Cakes, cookies, brownies, tarts (especially homemade) are great choices. Candies, nuts, tangerines, cut fruits, grapes, pretzels, crackers and cheese, veggies and hummus are welcome too. Whatever your specialty or personal favorite "little bite" is, it will be appreciated!

To be on the safe side, please bring commercial prepackaged (single serving size) goodies. If we find later that we do not need to be this cautious, we will update. Thank you for helping make all of the Tea Room visitors comfortable!

Tea Room

ALLERGY NOTICE:

Many of our guests and volunteers have severe, life-threatening food allergies. Please include a list of ingredients **ESPECIALLY** if nuts, tree nuts, dairy, soy, gluten, wheat, fish/shellfish, and/or eggs are involved. No one wants to leave the show in an ambulance! Treats that adhere to special dietary restrictions are greatly appreciated such as gluten free, diabetic friendly, and peanut/nut free snacks.

If you bring your tasty contribution to the Tea Room when you report for your quilt show shift we can keep our BPQ Tea Room well stocked for our guests every day of our show. Please do not wait until Sunday afternoon even if that is your shift. **ALWAYS put your name on your plates and containers if you want them back!** Thank you in advance for your amazing contribution to the BPQ Quilt Show Tea Room!



Freda Clark
Tea Room Co-Chair

PLEASE NOTE THAT REQUIREMENTS FOR TEA ROOM MAY CHANGE

Boutique

Does your sewing room bring you JOY? Tidy up your creative space! Join in the fun and sell your stash extras at the BPQ Boutique this quilt show!


- 85% of the selling price of your items is yours to keep; the remaining 15% goes to the guild to help support our yearlong activities and various initiatives. All sewing or quilting related items are welcome.
- Extra JOY option - If you don't want to sell, we gladly accept donations of fabric and all sewing related items. 100% goes to support guild programs.
- If you've sold in the recent past, and want to sell again this year, contact Jan Shovlin let her know – **your old seller ID is probably still available**. If you're participating for the 1st time, contact Jan Shovlin to get your seller ID.
- Sellers can pick up their **pink** price tags at APQS NW or contact Jan Shovlin. Please use our tags only and label EACH item individually to be sure everyone gets proper sales credit. It's OK to bundle items. Attach the pink tag securely to your item with a safety pin if possible. **NO STRAIGHT PINS PLEASE.**
- **Sellers Pink Tags must have a ID number written on it to insure sales credit.**
- Quilting books, magazines and patterns are donations to the boutique, so 100% of their proceeds goes to BPQ. Magazines should be intact and dated 2016-2021.

Boutique

(continued)

- **Most Important:** Boutique sellers are required to work at least one shift in the Boutique IN ADDITION to your 2 regular quilt show shifts. If you are “clearing out” your sewing room and have a car full of items, please sign up for more than one shift in Boutique.
- Sellers should bring their tagged ready to sell items on Thursday morning, and pickup unsold items on Sunday evening after the quilt show closes. If you can’t make it in person, please get a friend to pick up for you.

So – tidy up your sewing room, have fun, and make a few dollars. You can always spend it shopping in the Boutique or at one of our wonderful vendors! Let’s make 2021 the best yet for our BPQ Boutique - and bring back our sewing JOY!



Questions? Contact Jan Shovlin: 425 392-4835 or email : jlshovlin@comcast.net

Boutique Chair

Charity

BPQ members work hard to create many beautiful quilts for Ronald McDonald and other deserving organizations. Our quilts are extremely popular with all the visitors to Ronald McDonald House. The children, siblings, moms, and dads can all choose a quilt of choice. We receive many thank you notes from grateful families from all over the USA, telling us how comforting these quilts are to the children receiving treatment. Later when they return home the quilts continue to be cherished. Charity quilts will be on display around the show.

BPQ Big Heart Charity rely on member participation, fabric donations throughout the year, and sales at the Quilt Show Boutique to continue providing comfort to those in need.

Please visit the Boutique! All sales from orange tags items help purchase supplies, backing and batting for our charity quilts. Look for the Orange tag, 100% of the sale goes to Charity.




The Charity Team will be at the APQS NW Booth, come say HELLO!

The BPQ Charity Team

Entering Quilts

Online Registration is open NOW until October 1st.

How to Enter Your Quilt(s):

- 1) Log into the Block Party website under the “Members Only” tab.
- 2) Scroll down the page and select the “2021 Quilt Show Entry Form”. You should be automatically routed to a page similar to the one shown here. 
- 3) Complete the form for each quilt you wish to enter into the show. Be sure to verify all submitted information before finalizing entry.
- 4) Click “Next” at the bottom of the page. This will direct you to a Confirmation Page which will allow you to either “Confirm” or “Edit” your quilt entry. If all information appears correct, select “Confirm” to finish online entry.

Block Party Quilters Quilt Show Entry Form

Block Party Quilters Quilt Show Entry Form

First Name Last Name
Phone Email

Quilt Category (select one):

<input type="radio"/> Pieced	<input type="radio"/> Wholecloth	<input type="radio"/> Quilt Challenge - Return to Our Roots
<input type="radio"/> Applique	<input type="radio"/> Miniature	<input type="radio"/> Novice Quilter (non-judged)
<input type="radio"/> Mixed Techniques	<input type="radio"/> Modern	<input type="radio"/> Youth Quilter (non-judged)
<input type="radio"/> Art/Innovative	<input type="radio"/> Juvenile/Baby Theme	<input type="radio"/> Exhibit Only (non-judged)
<input type="radio"/> Home Accessory/Wearable	<input type="radio"/> Seasonal/Holiday/Patriotic Theme	

Quilt Details

Are you a BPQ member?

Youth Quilter sponsor name, if applicable:

Quilt drop-off location:

Quilt Name:

Width (side-to-side, in inches): Length top-to-bottom, in inches:

Is this a 2-sided quilt?

IMPORTANT NOTES:

- Depending on your browser and settings, you may receive an ERROR message after clicking “Confirm” to submit online entries. DO NOT WORRY! You should still receive a confirmation email within 24 hours. If you do not receive a confirmation email, please contact Carolyn Major, Entry Chair at quiltentry@blockpartyquilters.org. DO NOT simply continually resubmit your quilt. This results in duplicate entries.
- BPQ Members may enter up to 3 quilts for judging plus the Challenge and Miniature. You may enter as many exhibit only quilts as desired. Exhibit only quilts will be pulled first if needed due to space issues.
- Log in credentials are required to access the online entry form. The 2021 log in credentials are username: bpquilters21, password: ArtQuilt21

Entering Quilts

- If you would like to have multiple quilts from the same theme or group project displayed together, please be sure to mention the group under Layout Notes (located between the “Is this a 2-sided quilt?” and “Was the quilt constructed and quilted entirely by you?” queries).
- Our quilt show currently only displays the work of BPQ members in good standing and youth quilters sponsored by a BPQ guild member. Quilts constructed by multiple individuals can be displayed so long as at least 1 of those individuals is a BPQ member and the BPQ member is considered the owner of the quilt.
- Please give all credit where credit is due. This includes those who contributed to the completion of your quilt either through piecing, professional quilting, and/or pattern authors.
- Quilts do NOT have to be fully completed when filling out the online entry form. They do, however, need to be finished (with binding, a label, and a hanging sleeve) for quilt drop off (Oct 25th-Nov8th).
- **Last day to withdraw a quilt entry is Saturday October 23rd**

Don't have a computer at home? Don't fret!



If you need assistance entering quilts please contact Carolyn Majors, Barb Mayfield, or Heather Pacheco.

Entering Quilts

Here is an example of the final confirmation page you will be directed to prior to completing the online entry process. If the information is accurate, select “Confirm” on the bottom of the page.

Please Confirm...

Press the 'Confirmed' button to proceed with the submission.
If you want to make changes, press the 'Edit' button.

First Name	Jane
Last Name	Doe
Phone	1234567890
Email	bdw531@hotmail.com
Quilt Category	Exhibit Only (non-judged)
Member?	Yes
Youth Sponsor	
Drop-off Point	Judy Tredo - Issaquah
Quilt Name	Testing 1, 2, 3
Width (inches)	80
Length (inches)	80
Two-sided?	No - Display Front Only
Hanging Notes	This is a great place to include notes for groups who want their work displayed together
Entirely by you?	No
Construction Collaborators	Generic Name 1, Generic Name 2
Quilting Collaborators	Generic Name 3
Quilt Story	Lorem ipsum dolor sit amet, graece ignota ei mel. Adhuc dolorem nec te, ne discere qualisque cum, ex pro conceptam mnesarchum. Qui in noster delicata intellegat, no eos clita vivendo corrumpit. Eos an putant vituperatoribus, ea mea aeterno signiferumque. Quo et eros probo corpora, feugiat commune ei pro. Illum eripuit ut per, nec case lucilius consequuntur ne.
Credits	Cicero's De finibus bonorum et malorum
Other Technique	
Techniques	Hand piecing Hand quilting Beadwork Embellishment
Price	\$800
Images OK?	Yes
Certify?	Yes

Entering Quilts

Quilts for Sale:

If your quilt entry is for sale, be sure to list your price on the entry form. All quilts sold or sales initiated at the BPQ Quilt Show are considered part of the Boutique and monetary transactions will be handled through the upstairs cash register. The usual cost split applies to these sales with 85% to the seller and 15% to BPQ. Cash, checks, and credit cards are accepted with checks payable to Block Party Quilters. A check will be issued to the seller from the BPQ Treasurer after the show.

Youth Quilters:

Youth quilters may enter their work with a sponsorship from a BPQ member. The sponsoring member will need to assist the youth in entering their quilt through the online form. Both the child's name and the sponsor's name must be listed on the entry form. Please indicate the child's age in the quilt story.

Preparing Your Quilt(s):

Quilts need to be laundered, free from animal hair, odorless, and all hanging threads must be clipped. Quilts smelling strongly of smoke, cooking aromas, or mustiness will not be displayed.

Ribbons:

All categories except for Novice Quilter, Youth Quilter, and Exhibit Only are awarded first, second, and third place ribbons based on popular vote through ballot entries. All attendees are provided a ballot at the entrance table. Ballots are then collected and votes counted after the show. Ribbon winners are announced at the Annual Awards Banquet on Thursday, December 2nd. All Novice Quilter entries will be awarded a participatory button and all Youth Quilters receive a participatory ribbon.

Story Sheets

What's the Story With Quilt Stories?

Every quilt has a story to tell. ***Be sure to share your quilt's story.***

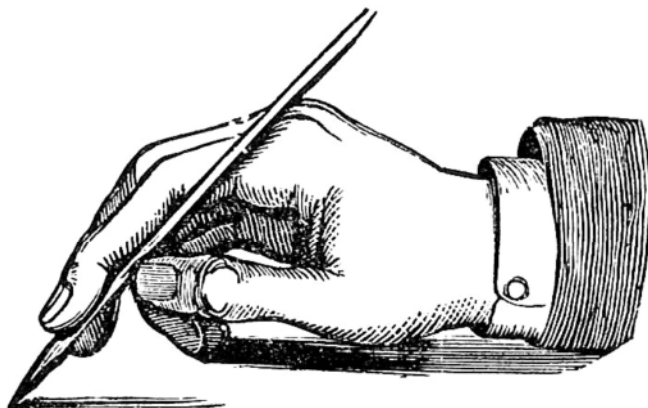
On the entry form, you are allowed up to 400 characters (including punctuation and spaces) to describe your quilt. This is your time to let us in on the quilt's secrets and how it came to be. Some things to include in your quilt story that guests might find interesting are:

What was your inspiration? Did you overcome something? Is this in celebration of something? Did you make it for someone in particular?

Is this an original design? If so, what inspired you to create this? A class or workshop or perhaps a magazine article.

How long did it take to create this quilt? Did the Covid-19 pandemic enable you to finally finish some quilts hiding in the closet? Is this your 20 year project that you FINALLY completed?

Please know that the 2021 Quilt Stories will also include mention of the quilter, whether that is you or your favorite long-arm or free motion quilting partner.



Cheryl Frizzell
Storysheet Chair

Category Descriptions

Category	Description
Pieced	Quilts made primarily with piecing techniques.
Appliqué	Quilts made primarily with appliqué techniques, by hand or machine.
Mixed Techniques	Quilts made with a variety of techniques which may also include embroidery and embellishments.
Art/Innovative	Items made from original or experimental designs with an emphasis on the design innovation in the use of color, fabric, image or shape.
Home Accessory/Wearable	Items include functional or decorative items for the home, garments or wearable accessory items using quilting techniques.
Whole cloth	Quilts made with a single fabric across the entire surface, typically in order to better accentuate the quilting rather than piecing aspect.
Seasonal/Holiday Theme/Patriotic Theme	Quilts may use any construction technique indicating a theme associated with the seasons of the year, holidays, or patriotism.
Miniature	Quilts with a design embodying a small version of a full size quilt. Total of all sides must measure no more than 96 inches.
Modern	Quilts may feature high contrasting colors, minimalism, improvisational piecing, expansive negative space and non-traditional layouts.
Juvenile/Baby Theme	Quilts made for children using any techniques.
Novice (non-judged)	Quilts in this category are made by quilters who have never entered a quilt in ANY Quilt Show before. This is a non-judged category.
Youth Quilter (non-judged)	Quilts using any technique made by a person 16 years old or younger.
Exhibit Only - (non-judged)	Quilts will be on display for others to view and enjoy but not be entered in a category eligible for awards.
Quilt Challenge *2020 Vision*	Quilts thematic to our *2021* show challenge: 2020 Vision.

Drop Off / Pick Up

There are 8 drop off/pick up locations around the Eastside. The map on Page 25 with stars and red numbers indicates where the sites are located. Notice the red numbers on the table on Page 24 correspond to the red numbers on the map with the site volunteers. Please select the drop off location that is most convenient to you. **Select this location when you enter your quilts online.**

Once the entry process has been completed, the drop off site volunteers will be notified who will drop off at each location. These 8 site volunteers will then email you of their available times to receive your quilts. You will reply back to your site volunteer by email or phone to arrange a convenient date and time to drop off your entered quilts during the collection period **between Monday, October 25th & Monday, November 8th.**

When you drop off your quilts, you will receive a slip of paper with the name of your quilt, entry number, your name and site volunteer's name. Bring this slip of paper with you to pick up your quilts after the show.

Should you need to **withdraw** your quilt entry, please notify your quilt drop off site volunteer **immediately**, when you recognize the situation. **The deadline to withdraw a quilt is Saturday, October 23rd.** We need to fill your space in the quilt show layout with another quilt.

Your quilt will be picked up from the same person you dropped off to. No quilts will be released to you directly from the show. After the show, your site volunteer will contact you with available dates and times to pick up your quilts. Arrange a convenient time to pick up your quilts.

Arlette Wentz

Drop Off / Pick Up Chair

Drop Off / Pick Up Locations

1 Arlette Wentz

16422 NE 105th St
Redmond, WA 98052
425-922-1093
soshesews@hotmail.com

2 Trish Grant

16104 SE 24th St
Bellevue, WA 98008
425-417-4897
trishgrant@comcast.net

3 Donna Dean

4220 163rd Ave SE
Bellevue, WA 98006
H: 425-747-9033
C: 425-445-3749
ddean@dean-net.net

4 Cheryl Frizzell

8375 SE 30th Pl
Mercer Island, WA 98040
206-236-0894
cafrizzell@comcast.net

5 Barb Reed

5610 NE 1th St
Renton, WA 98059
425-204-0782
barbreed1027@comcast.net

6 Barb Mayfield/APQS Northwest

1085 12th Ave NW, Suite D2
Issaquah, WA 98027
C: 509-671-1467
W: 425-243-3502
info@apqsnw.com

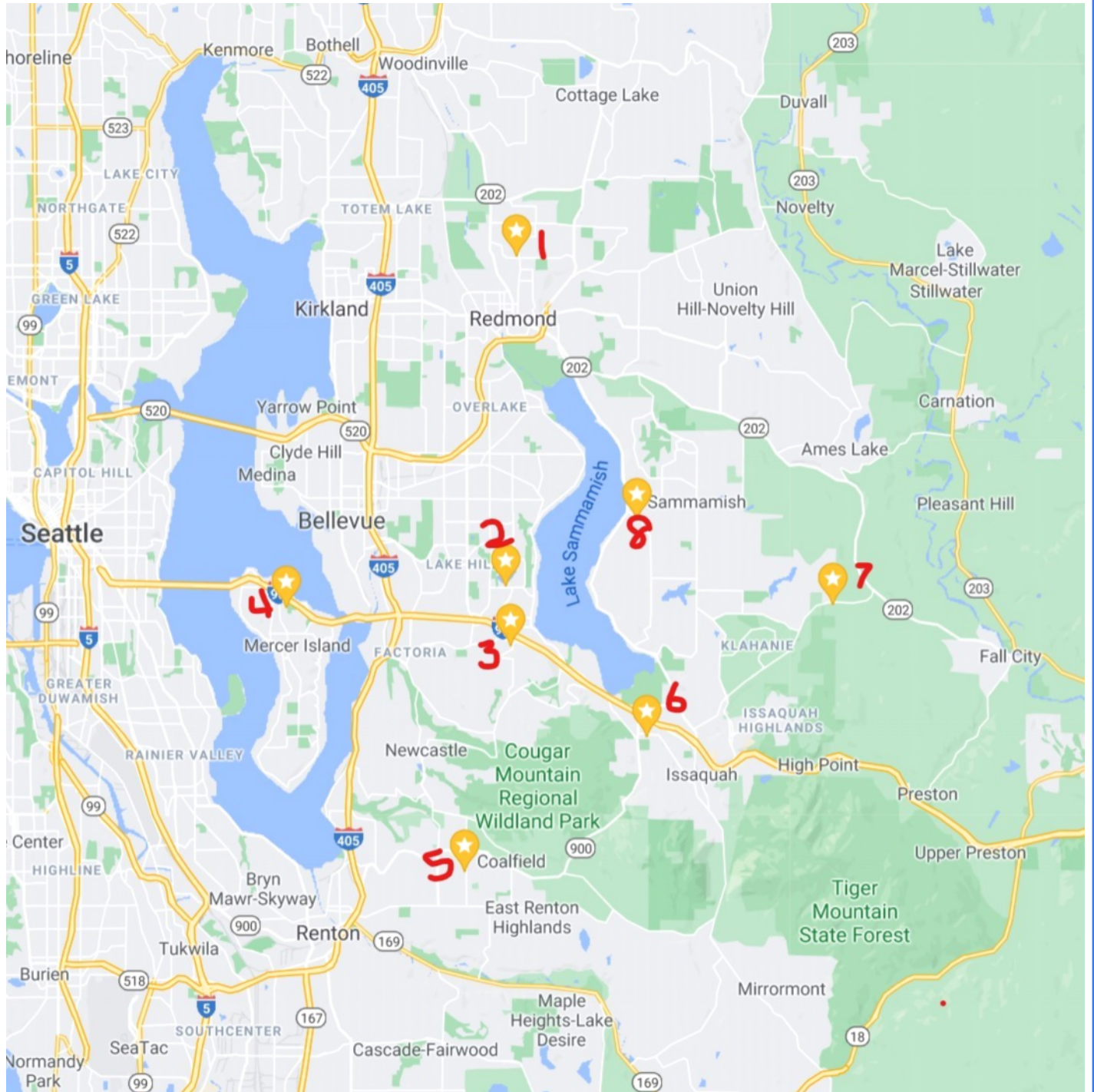
7 Susan Spurgeon

27519SE 28th Pl
Sammamish, WA 98075
H: 425-657-0400
C: 425-628-8565
benandsusanspurgeon@gmail.com

8 Leah Levasseur

20701 NE 2nd St
Sammamish, WA 98074
206-550-6932
leah.levasseur67@gmail.com

Drop Off / Pick Up Map



Quilt Sleeves

All quilts wider than 24in and narrower than 72in need to have a hanging sleeve attached to the back. This will allow us to utilize our quilt hanging system and give the entire show a more professional look with clean lines. Plus, the quilts simply hang better this way.


- Sleeves must be 4" long by (width of your quilt minus 1)" on each side. Position sleeves 1" down from top to avoid edge droop along the top.
- Please DO NOT use straight pins to attach your quilt sleeve. Sleeves may be sewn on or secured with safety pins. We don't want to accidentally bleed all over the beautiful quilts!

Quilt width minus 1 inch

4 in

Barb Mayfield has sleeves available for purchase at APQS NW (BPQ members get a discount!)

If you want more detailed instructions on sewing your own sleeve, check YouTube or email us at quiltshow@blockpartyquilters.org



Vendors

The 2021 BPQ Quilt Show will feature an exciting mix of 14 vendors (so far!). We have 2 new vendors and 12 returning vendors from previous shows!

New Vendors this year:

- **Stitches Quilt and Craft** – Quilt Fabric, notions, patterns, yarn and some gift items.
- **Beach Tyme Quilts** - Pre-cut fabric, Christmas stockings, ornaments, some notions.


Returning Vendors from previous years:

- **Marble Arts** - Marbled, Snow Dyed, Hand Dyed Fabric, Batiks, Paintstiks, Stencils, Patterns
- **Carriage Country Quilts** - Hand dyed wool, reproduction fabrics, quilt kits, embroidery notions, patterns, kits
- **Janet Fogg** - Quilt patterns and kits, pre-cut yards (fabric)
- **Threadmongers** - Carries the threads quilters CRAVE! For piecing, quilting, applique, embellishment, and fiber arts. Premium brand threads in cotton, poly, silk, linen, wool, rayon, and metallic. Hundreds of color choices among 25 brands and 80 different products. Quality threads for lasting artistry.
- **Just Sew Vintage** - Vintage textiles, vintage fabrics, quilt blocks, tops
- **Issaquah Sewing & Vacuum** - Quilting machines, Long arms, Koala cabinets, and sewing machines.
- **APQS Northwest** - Long Arm Charity Quilts
- **Contemporary Quilt Art** – CQA is diverse in artistic styles and mediums. Monthly speakers represent all genres of the art world. Memberships to CQA; custom dyed fabric, custom 12" x 12" quilts; tool caddies.

Vendors

- **Quilting Lessons** – Quilting lessons devotional, notecards.
- **Gossypium Quilt Shop** - Fabric
- **Treehouse Studio** – Extraordinary hand-dyed fabrics, using ice dye and bag dye processes. Silk, velvet and bamboo scarves and more.
- **Grotto Girl** - vintage & antique fabric and quilts and blocks. jo morton fabric on the bolt. Quilt kits.

We still have some open booth space, so if you don't see your favorite vendor listed, please contact Nicole McHale, Vendor Chair. Please bring your cash to this year's show and support our amazing vendors! They have really been looking forward to the show especially after missing last year's show.



Nicole McHale
Vendor Chair

Banquet

**The 2021 Awards Banquet is currently scheduled
for Thursday, December 2nd , 7:00 pm**

As of right now, we don't know what the Banquet will look like. We will be running polls at the next General Meeting (on Zoom) on September 2nd, to explore various options. Please give us your input!

As conditions and restrictions change, we will keep you updated on the plans.

The Banquet Chair (and their helpers) usually set up tables / decorations and assist in coordinating the feast. THIS POSITION IS CURRENTLY OPEN! If you are unable to volunteer during the show, the Banquet is a great way to help out. If you are interested, please contact Barb or Heather, Quilt Show CoChairs.

INSERT YOUR NAME HERE

Banquet Chair

Award Ribbons

Ribbons will be awarded at the December 2nd Banquet, with winners determined by ballot votes from attendees at the 3-day quilt show. First, second and third place ribbons will be awarded for each category, plus a special viewer's choice ribbon. Quilts entered in categories not eligible for ribbons include Youth Quilter, Novice Quilter, and Exhibit Only. In the very large categories, (often pieced and applique) quilts may be regrouped by size, with the aim to have 18-20 in each category.

Ribbon Rules

4 or less entries in category – only 1st place ribbon given

8 or less entries in category – only 1st and 2nd place ribbons given

If a tie occurs in 1st or 2nd place, no 3rd place shall be given



The actual ribbons will include details printed on the center white streamer

Arlette Wentz - Ribbons Chair

Committee Contacts

Let's give a huge shout out for all of the amazing members of our 2021 Quilt Show Committee. It takes many endless hours from the first meeting of the year, filling chair positions, following through with ideas and plans, making each year better, gathering vendors, making ribbons, the list goes on and on until the last quilt is picked up from its drop off home. THANK YOU!

Position	2021 Chair	Email	Number
Ballot	Mary Jane Mackay	mjsmackay@gmail.com	206-721-0130
Banquet	OPEN		
Boutique	OPEN		
	Jan Shovlin	jlshovlin@comcast.net	425 392-4835
Challenge	Ruth Nevin	ruthnevin@comcast.net	425-638-9695
Charity	Kathy Pierce	kathy.pierce@hotmail.com	425-898-1466
Demonstrations	Laurie Salyer	Lasalyer@comcast.net	425-255-7248
Drop-off/Pick-Up	Arlette Wentz	soshesews@hotmail.com	425-922-1093
Entries	Carolyn Major	pcc_csm@earthlink.net	310-961-7427
Equipment, Setup/ TakeDown	Denise LaRue	aliensatwork@hotmail.com	425-785-0440
Featured Artist	Lisa Jenni	lisa@lisajenni.com	425-466-8219
Layout	Ruth Nevin	ruthnevin@comcast.net	425-638-9695
Photography	Mike Mayfield	barb@themayfields.com	509-671-1467
Poster/Art Work	Lisa Jenni	lisa@lisajenni.com	425-466-8219
Programs	Wendi Prekeges	wmprekeges@gmail.com	425-260-0278
Publicity	Cindi Todd	onestitch66@gmail.com	360-456-8134
Publicity	Lauren Calaby	lcalaby@gmail.com	425-836-1507
Ribbons	Arlette Wentz	soshesews@hotmail.com	425-922-1093
Signage	Cathy Bersani	akcrb3@yahoo.com	603-355-7652
Story Sheets	Cheryl Frizzell	cafrizzell@comcast.net	206-236-0894
Tea Room	Freda Clark	freda_c@comcast.net	425-793-7791
Treasurer	Cheryl Gmerek	treasurer@blockpartyquilters.org	425-241-4149
Vendors	Nicole McHale	nicole.mchale@mchale.com	425-829-1879
Volunteer Coordinator	Dawn Thompson	dmgt05@aol.com	425-207-8054
Webmaster	Jennifer Murray	rmjsmurray@comcast.net	425-208-6150
Quilt Show CoChairs	Barb	barb@themayfields.com	509-671-1467
	Heather	heatpach@comcast.net	425-905-7132